

# City and Hackney COVID 19 Vaccination Programme

Briefing to Health in Hackney overview and scrutiny committee

8 July 2021



# Update on the local vaccination roll-out

1. For cohorts 1-12, 156k (59%) 1<sup>st</sup> & 90k (34%) 2<sup>nd</sup> dose vaccinations have been undertaken (as of 6<sup>th</sup> July).
2. Although there has been 3% increase in vaccination uptake for 1<sup>st</sup> doses across Cohorts 1-9 (i.e aged over 50) since the last meeting, 25k residents remain unvaccinated
3. Although there has been a 3% in vaccination uptake for 1<sup>st</sup> doses across cohorts 1-6 (i.e aged 65 and over and at risk of Covid), 16k residents remain unvaccinated
4. All vaccine delivery sites and outreach events in C&H now offer booked and walk-in appointments
5. Pfizer and Moderna now recommended for all those under 40 years of age
6. All those 18 years old and over now eligible to book their vaccine in addition to cohorts 1-9, however we are seeing demand slowing down
7. Vaccinating Pharmacies and local vaccination centres now delivering Pfizer or Moderna as well as AstraZeneca (AZ), with two new pharmacies going live in the week commencing 5<sup>th</sup> July
8. Outreach work continues through to provide support to specific communities and areas with local outbreaks with variants of concern
9. PCN clinics specifically for 2<sup>nd</sup> dose AZ (Springfield PCN, Shoreditch Park and City PCN, Hackney Downs PCN, Lower Clapton surgery)

## Key actions in the next two weeks

- On track to deliver a mass vaccination event at the Hackney Service Centre this weekend aiming for 4,000 doses to be delivered
- Targeted communications to each of the unvaccinated cohorts (i.e. invited, declined, no contact coded)
- Range of activities to increase uptake of vaccination by wider social care workforce and carers (see slide 6)
- Community outreach targeted in five LSOA clusters where uptake is low from the most high risk cohorts (four in Hackney, one in the City) (see slide 8)
- Centralised call and recall team to target unvaccinated population, including writing to patients; to go live week commencing 12<sup>th</sup> July
- Continued use of social media to encourage walk-in and maximise use of available capacity

# C&H vaccination snapshot by cohort (as of 6<sup>th</sup> July)

Cohort	Cohort Description	Cohort Size	First Vaccination	% Vaccinated	Fully vaccinated	% Second Vaccination	WoW Change 1 <sup>st</sup> doses (%)	WoW Change 1 <sup>st</sup> doses (#)	WoW Change 2 <sup>nd</sup> doses (%)	WoW Change 2 <sup>nd</sup> doses (#)
1	Older adult residents in a care home	321	293	91%	279	87%	-1%	-3	-1%	-2
2	80 years of age and over	5,169	4,327	84%	4,102	79%	0%	0	0%	14
3	75 years of age and over	3,981	3,351	84%	3,221	81%	0%	9	1%	18
4	70 years of age and CEV	20,961	16,342	78%	15,004	72%	0%	38	1%	144
5	65 years of age and over	7,102	5,730	81%	5,445	77%	0%	4	1%	40
6	16-64 years of age and at risk of COVID	26,555	17,973	68%	15,625	59%	1%	125	2%	262
7	60 years of age and over	6,669	4,880	73%	4,496	67%	0%	20	1%	64
8	55 years of age and over	10,324	7,275	70%	6,506	63%	1%	53	2%	129
9	50 years of age and over	12,797	8,889	69%	7,762	61%	1%	50	3%	199
10	40 - 49 years of age	39,617	23,231	59%	12,485	32%	1%	250	41%	3,612
11	30-39 years of age	73,636	38,857	53%	10,343	14%	3%	1,078	23%	1,950
12	18-29 years of age	58,576	24,867	42%	5,208	9%	17%	3,602	12%	539
	<b>Totals Cohort 1-6</b>	64,089	48,016	75%	43,676	68%	0%	173	1%	476
	<b>Totals Cohort 1-9</b>	93,879	69,060	74%	62,440	67%	0%	299	1%	868
	<b>Totals Cohort 1-12</b>	265,708	156,015	59%	90,476	34%	3%	5,226	8%	6,969

**Source:** NEL Covid vaccination dashboard: Invite & uptake coded in Primary care

**Note;** Average decline rate 4% (or 10,005) across all cohorts: no contact coded 13% (34,159). Targeted work taking place to address.

Week on week change in 1<sup>st</sup> doses = 5226 (+3%), wow change in 2<sup>nd</sup> doses = 6969 (+8%). WoW change from CEG dashboard 6.07 vs. 29.06

# How we are putting on capacity to meet the challenge

	21st June	28th June	5th July	12th July	
LVS	6,282	8,406	9340	9,340	
GP / PCN dispersed	480	755	755	500	
St Leonards	800	300	300	300	
Small pop up events	183	300	480	300	
Larger pop up events	0	0	2000		
Community Pharmacy	10,532	10,532	12,512	12,512	
10/11th Surge event	0	0	4,000		
<b>Total planned capacity:</b>	18,277	20,293	29,387	22,952	<b>90,909</b>
<b>Target to deliver 90% uptake:*</b>	25,393	25,393	25,393	25,393	101,573*
<b>Gap between target and plan:</b>	7,116	5,100	(3,994)	2441	<b>10,664</b>

This is total planned optimal capacity, including:

- Hackney Service Centre surge event on 10/11<sup>th</sup> July (AZ & Pfi)
- North MSOA large pop-up on 11<sup>th</sup> July (AZ)
- Community AZ events in LSOA clusters
- Practice-based and PCN events
- Walk-ins

- Across NEL we are seeing a slowing rate of uptake especially for 1<sup>st</sup> dose Pfizer
- NEL review of communication plan for 18-39 taken place and actions being implemented

Note: Capacity required assumes (1) 20% of 1<sup>st</sup> and 2<sup>nd</sup> dose activity required over the next 4 weeks goes to mass vac sites (2) a DNA rate of 15% (3) 90% of eligible City and Hackney residents will be vaccinated with 1<sup>st</sup> dose and 2<sup>nd</sup> doses will continue as per JCVI guidance

## Care home (a) residents and (b) staff and carers vaccination data uptake Hackney

(a)

	Total number of residents	Number of eligible residents reported to be vaccinated with at least one dose	% of eligible residents reported to be vaccinated with at least one dose	Number of eligible residents reported to be vaccinated with a 2nd dose	% of eligible residents reported to be vaccinated with a 2nd dose
Older adult care homes (65+)	187	172	92%	167	89%
Younger adult care homes	97	88	91%	83	86%
<b>Total</b>	<b>284</b>	<b>260</b>	<b>91%</b>	<b>250</b>	<b>87%</b>

(b)

	Total number of staff	Number of eligible staff reported to be vaccinated with at least one dose	% of eligible staff reported to be vaccinated with at least one dose	Number of eligible staff reported to be vaccinated with a 2nd dose	% of eligible staff reported to be vaccinated with a 2nd dose
Domiciliary Carers	1,646	1075	65%	643	39%
Younger adult care homes	124	112	90%	106	85%
Older adult care homes	276	215	77%	201	73%
Non- registered settings & all other frontline social care	2,841	1,340	47%	695	24%
<b>Total</b>	<b>4,887</b>	<b>2,742</b>	<b>56%</b>	<b>1,645</b>	<b>34%</b>

**Source:** Figures extracted from Department of Health and Social Care Capacity Tracker

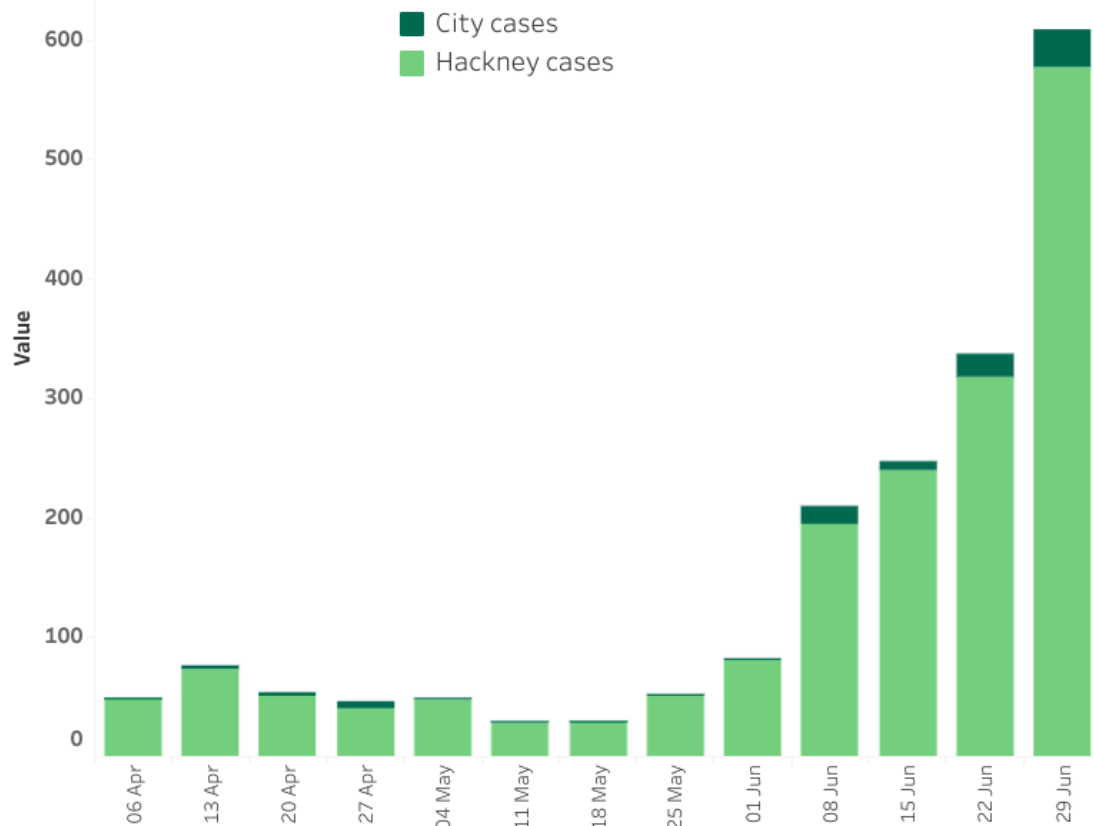
**Period:** 6<sup>th</sup> July 2021

# Update on work to improve vaccination uptake in Care Homes

1. **Data validation** - ensuring self-reported vaccine uptake from care providers is reflected within Capacity Tracker, twice weekly vaccine uptake reports for Homecare data is reported via MIT Adaas into Capacity Tracker
2. **Management Action Plans** – case-by-case approach to increase vaccination take-up within each Care Home for staff and residents (in line with SAGE compliance)
3. **Engagement Session 6th July** - Q&A session between clinical experts and staff in Care Homes, offering resources/ support/ 1:1 individual sessions
4. **Direct Engagement** - between residents in Care Homes and Public Health / GP clinical leads to help address individual concerns
5. **Community Champions** - have been trained by a Clinical Expert to help support conversations with staff working in Care settings
6. **Fast track access to vaccinations** - pop in clinics across the borough for care staff (staff ID)
7. **Financial incentive** - offered to all care staff to help increase uptake

# COVID-19 Cases Weekly Trend

Cases have been increasing steeply in City and Hackney, since late May



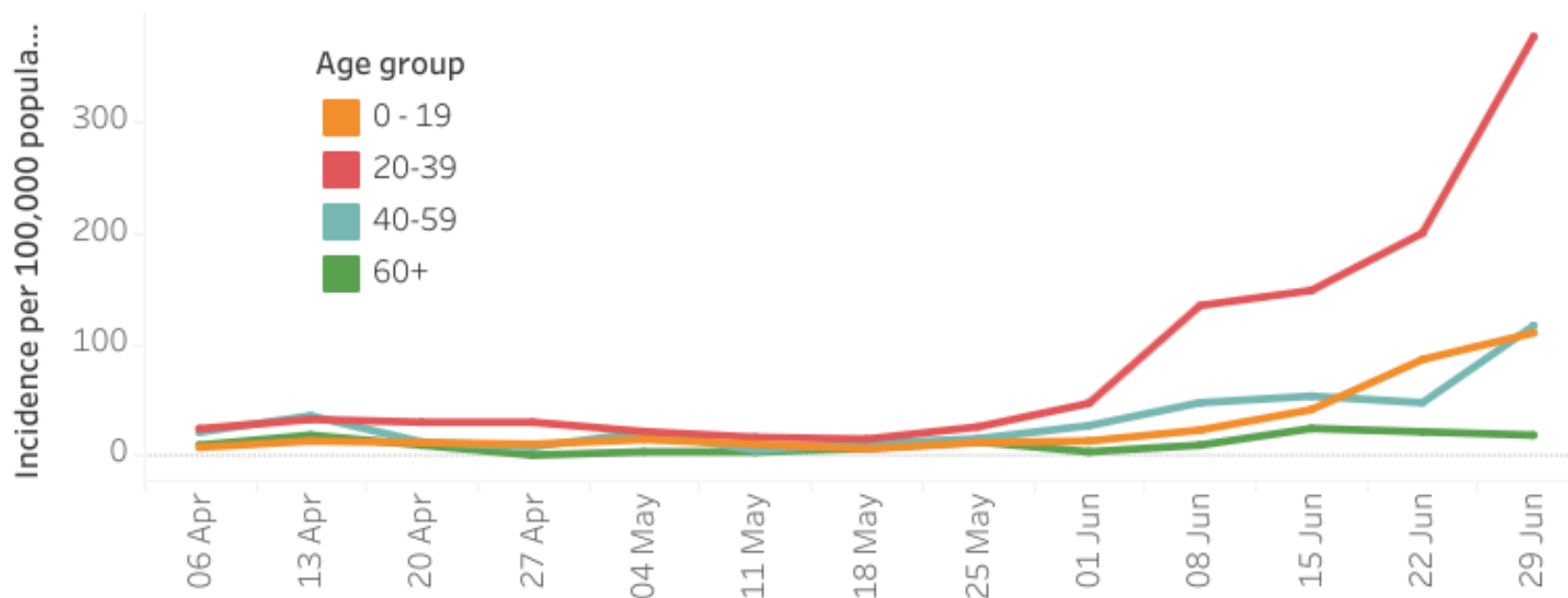
- Cases have been rising exponentially in London, as well as locally
- Rates have increased by as much as 80% week on week
- Current incidence rate is over 230/100,000 population in Hackney

Data from Public Health England (PHE). Last updated 5 July 2021. Next update 8 July 2021.

Note: In line with recent PHE guidance, both cases identified by lateral flow testing and PCR are included.

# Weekly Cases by Age and Sex

Majority of cases in young adults



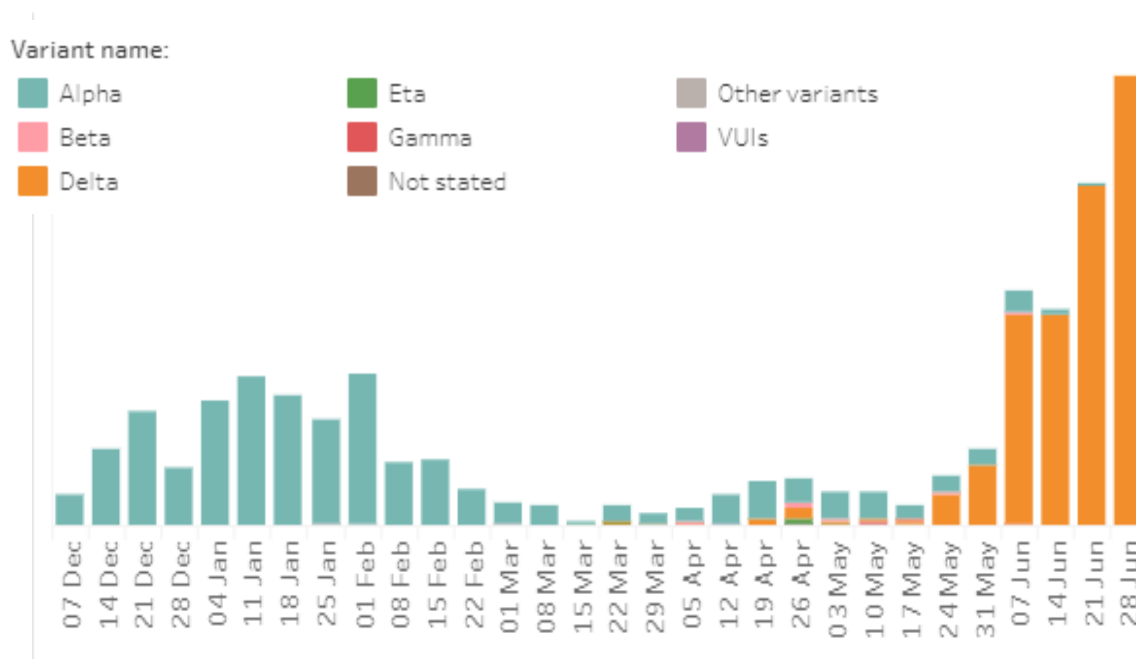
- Most cases are occurring in young people
- The highest proportion of cases occur in young, working-age adults and there is also the steepest rise in this group
- Young people (0 -18) and older working age adults also saw increases over the past 5 - 6 weeks



# Update on variants of concern (VOC) and variants of interest

Combined Alpha and Delta variants account for 98% of all of the variants detected in City and Hackney starting December 2020 onward

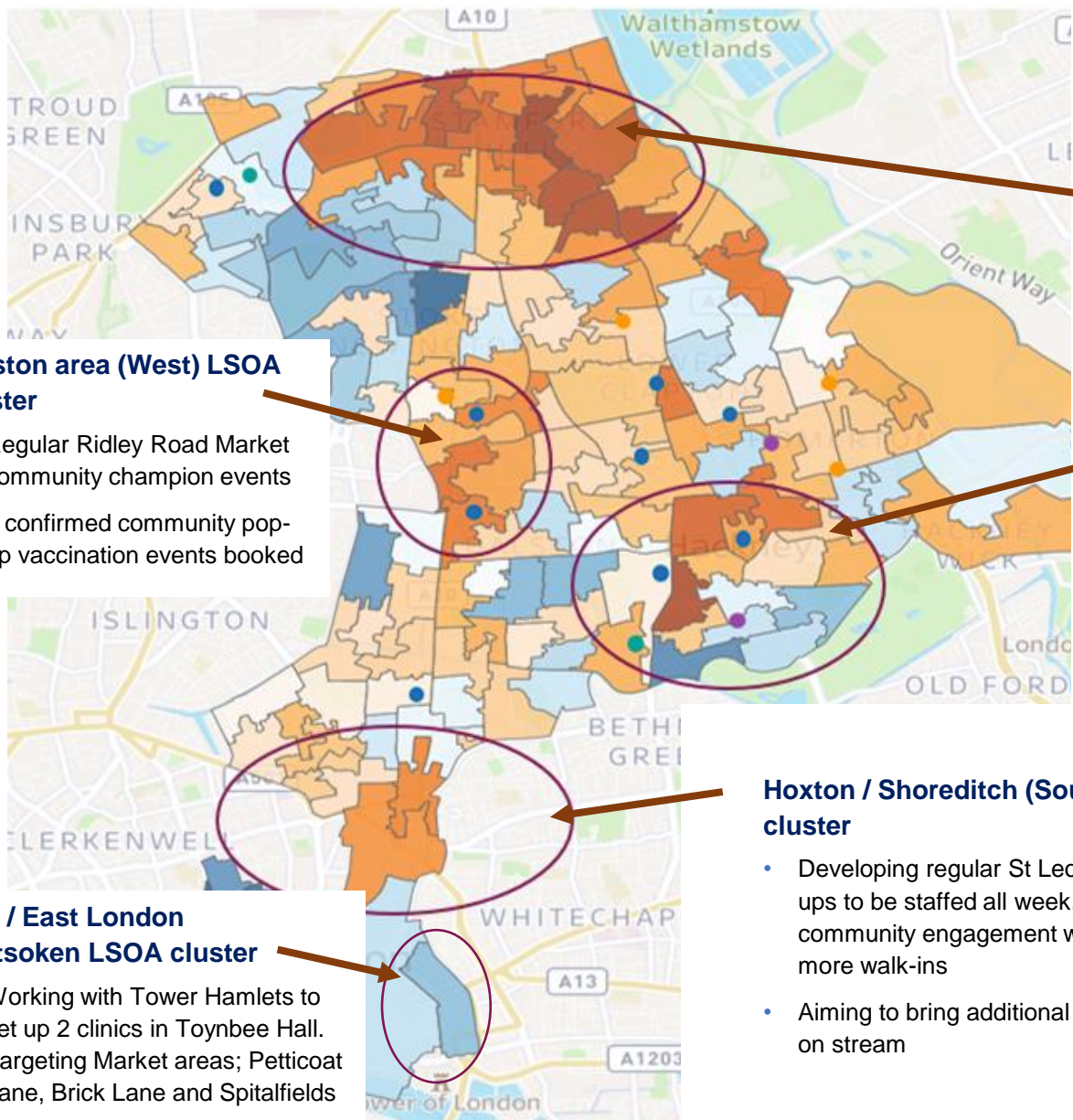
Number of VOC and VUI cases by week and type, Hackney and the City of London



- The Alpha variant (Kent) has been the dominant variant in City and Hackney from December 2020 until about the end April 2021, when a new variant emerged
- The new variant, Delta (India), has since become the dominant variant accounting for about half of all the COVID-19 cases in the last week of available data (up to 28 of June 2021)

Data source: Public Health England.

# Targeted local outreach and community action in five LSOA clusters



## All clusters include:

- On-street engagement using community champions
- Grant-funded events with VCSE sector

## Springfield / Cazenove (North) LSOA cluster

- PCN surge event in w/c 12th July
- Using Council Charedi networks
- 4 confirmed community pop-up vaccination events booked

## Homerton / Victoria (East) LSOA cluster

- Town Hall Service Centre mass event 10<sup>th</sup>/11<sup>th</sup> July
- 6 confirmed community pop-up vaccination events booked

## Dalston area (West) LSOA cluster

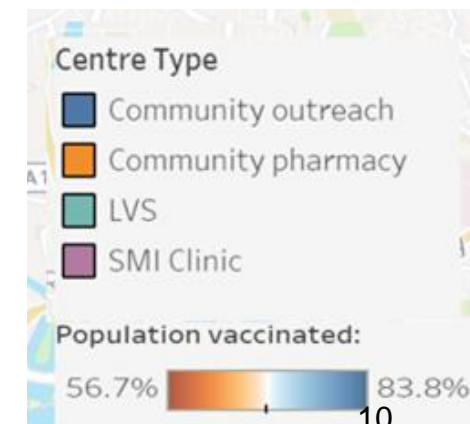
- Regular Ridley Road Market community champion events
- 6 confirmed community pop-up vaccination events booked

## Hoxton / Shoreditch (South) LSOA cluster

- Developing regular St Leonards pop-ups to be staffed all week, allowing community engagement work to direct more walk-ins
- Aiming to bring additional pharmacies on stream

## City / East London Portsoken LSOA cluster

- Working with Tower Hamlets to set up 2 clinics in Toynbee Hall. Targeting Market areas; Petticoat Lane, Brick Lane and Spitalfields



Source: LBH PH Tableau data, 23<sup>rd</sup> June 2021

# Communications – key actions in the next two weeks

- **Continued widespread comms** using **all** system partner channels/ networks – social, local publications (Hackney Life 21<sup>st</sup> July), influencers, targeted ads/ posters, community champions etc.
  - Encourage vaccination uptake amongst all adults
  - To encourage uptake of the second dose of COVID-19 vaccination and
  - To highlight over 50s having their second dose bought forward
  - Addressing vaccine concerns throughout messaging
  - Amplifying national messaging and campaigns/ events
- **Targeted messaging/ activity** for following groups:
  - **Younger adults (18-25 years old)**
    - Steering group established to look at ways to reach these audiences/ communities through relevant channels/ clinics
    - Planning for vaccination clinics at local colleges
    - Young Hackney vaccine toolkit to be shared across system/ all workforce
    - Targeted social media campaign
    - Behavioural insights project (with LBH Change Support Team) to test different messages about vaccines with younger cohorts
  - **Pregnant women**
    - Support CYPFM with maternity specific online event on 14<sup>th</sup> July
  - **Orthodox Jewish community through local publications**
- **Continued comms support for local outreach events/ clinics**
  - Halkevi Community Centre Dalston Lane E8 3DF – Wednesday 7 July 10.30am-2.30pm
  - Hindle House Community Centre Arcola Street E8 2DZ – Saturday 10 July 12-4pm
  - Hackney Service Centre – 1 Hillman Street E8 1DY – Saturday 10 and Sunday 11 July 9am-7pm
  - Spring Hill Practice, 57 Stamford Hill - Sunday 11 July, 11am-3pm
  - Ridley Road Market Ridley Road E8 2NH – Wednesday 14 July 10am-2pm
  - St Thomas Moore Church 9 Henry Road N4 2LH – Friday 16 July, 10am-2pm and Tuesday 20 July 10am-2pm
  - Woodberry Down , N4 1SN – Wednesday 21 July 10am-2pm
  - Clissold Park House Church Street N16 9HJ – Saturday 24 July 11am-3pm
  - Uprising Community The Ark Suite, Cricketfield Road E5 8NS – Monday 26 July 11am-3pm